


PANDA 60 CELL SERIES 2

Monocrystalline
260 - 280Wp

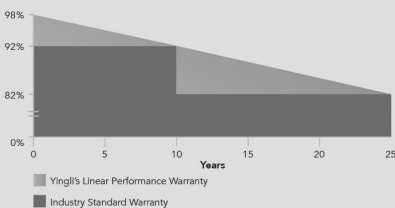


19.8%
CELL EFFICIENCY

10 YEAR
PRODUCT WARRANTY

0/+5 W
POWER TOLERANCE

25 year Linear Performance Warranty



panda
Powered by YINGLI



MORE ENERGY FROM DAWN UNTIL DUSK

Photovoltaic panels with our cutting-edge PANDA technology wake up earlier than regular PV modules and go to sleep later, thereby working harder to generate more energy, especially during mornings, evenings and winter months.



Low Light Performance

PANDA technology is highly sensitive to photons (light energy), hence it continues to produce energy even at low light levels. The result is a higher yield from your system.



High Power Density

PANDA technology has a higher efficiency than other technologies, so PANDA modules make the best out of each m².



Durable

Durable PV modules, independently tested for harsh environmental conditions such as exposure to salt mist, ammonia, or known PID risk factors.



PID Resistant

Tested in accordance to the draft standard IEC 62804, our PV modules have demonstrated resistance against PID (Potential Induced Degradation), which translates to security for your investment.

Yingli Green Energy

Yingli Green Energy Holding Company Limited (NYSE: YGE), known as "Yingli Solar," is the world's largest photovoltaic module manufacturer in terms of production capacity. We are a leading solar energy company built upon proven product reliability and sustainable performance.

PANDA 60 CELL SERIES 2

YL280C-30b
YL275C-30b
YL270C-30b
YL265C-30b
YL260C-30b

ELECTRICAL PERFORMANCE

Electrical parameters at Standard Test Conditions (STC)

Module type	YLxxxC-30b (xxx=P _{max})						
	P _{max}	W	280	275	270	265	260
Power output	P _{max}	W	280	275	270	265	260
Power output tolerances	ΔP _{max}	W	0 / + 5				
Module efficiency	η _m	%	17.2	16.9	16.6	16.3	16.0
Voltage at P _{max}	V _{mpp}	V	31.3	30.9	30.5	30.1	29.7
Current at P _{max}	I _{mpp}	A	8.96	8.91	8.85	8.79	8.74
Open-circuit voltage	V _{oc}	V	39.1	38.8	38.6	38.3	38.1
Short-circuit current	I _{sc}	A	9.50	9.47	9.43	9.37	9.35

STC: 1000W/m² irradiance, 25°C cell temperature, AM1.5g spectrum according to EN 60904-3.
Average relative efficiency reduction of 1.9% at 200W/m² according to EN 60904-1.

Electrical parameters at Nominal Operating Cell Temperature (NOCT)

Power output	YLxxxC-30b (xxx=P _{max})						
	P _{max}	W	204.2	200.6	196.9	193.3	189.7
Voltage at P _{max}	V _{mpp}	V	28.5	28.1	27.8	27.5	27.1
Current at P _{max}	I _{mpp}	A	7.17	7.13	7.08	7.03	6.99
Open-circuit voltage	V _{oc}	V	36.2	35.9	35.7	35.4	35.3
Short-circuit current	I _{sc}	A	7.66	7.64	7.61	7.56	7.54

NOCT: open-circuit module operation temperature at 800W/m² irradiance, 20°C ambient temperature, 1m/s wind speed.

THERMAL CHARACTERISTICS

Nominal operating cell temperature	NOCT	°C	46 +/- 2
Temperature coefficient of P _{max}	γ	%/°C	-0.42
Temperature coefficient of V _{oc}	β _{Voc}	%/°C	-0.30
Temperature coefficient of I _{sc}	α _{Isc}	%/°C	0.04
Temperature coefficient of V _{mpp}	β _{Vmpp}	%/°C	-0.40

OPERATING CONDITIONS

Max. system voltage	1000V _{DC}
Max. series fuse rating	15A
Limiting reverse current	15A
Operating temperature range	-40°C to 85°C
Max. static load, front (e.g., snow)	5400Pa
Max. static load, back (e.g., wind)	2400Pa
Max. hailstone impact (diameter / velocity)	25mm / 23m/s

CONSTRUCTION MATERIALS

Front cover (material / thickness)	low-iron tempered glass / 3.2mm
Backsheet (color)	white
Cell (quantity / material / dimensions)	60 / monocrystalline silicon / 156mm x 156mm
Frame (material / color / anodization color)	anodized aluminum alloy / silver / clear
Junction box (protection degree)	≥ IP65
Cable (positive length / negative length / cross-sectional area)	1000mm / 4mm ²
Plug connector (type / protection degree)	MC4 / IP67 or YTO8-1 / IP67 or Amphenol H4 / IP68

- Due to continuous innovation, research and product improvement, the specifications in this product information sheet are subject to change without prior notice. The specifications may deviate slightly and are not guaranteed.
- The data do not refer to a single module and they are not part of the offer, they only serve for comparison to different module types.

QUALIFICATIONS & CERTIFICATES

IEC 61215, IEC 61730, CE, MCS, ISO 9001:2008, ISO 14001:2004, BS OHSAS 18001:2007, PV Cycle, SA 8000



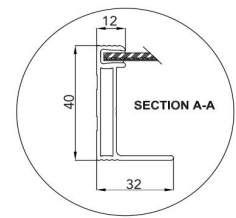
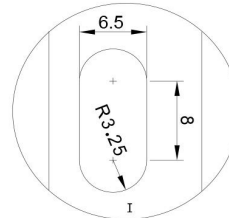
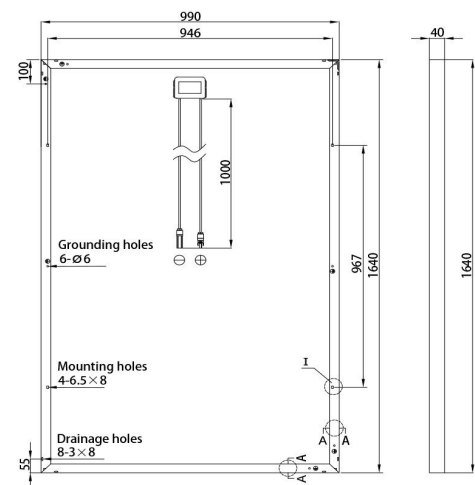
GENERAL CHARACTERISTICS

Dimensions (L / W / H)	1640mm / 990mm / 40mm
Weight	18.5kg

PACKAGING SPECIFICATIONS

Number of modules per pallet	26
Number of pallets per 40' container	28
Packaging box dimensions (L / W / H)	1700mm / 1160mm / 1165mm
Box weight	514kg

Unit: mm



Warning: Read the Installation and User Manual in its entirety before handling, installing, and operating Yingli Solar modules.

Yingli Green Energy Holding Co. Ltd.

service@yingli.com

Tel: 0086-312-2188055

YINGLISOLAR.COM

